

N4.115 engine

84.6 kW (115 hp) at 2600 rpm

Kubota engine base

Originating from the latest generation diesel engines developed by Kubota, the N4.115 marine engine is regarded as an ideal solution for sailing yachts as well as sport fishing boats.

Ease of use

Given its 3.8 litres cylinder capacity and its new direct injection system (E-CDIS) with its 4 valves per cylinder, the ease of use of the N4.115 will make it an ideal engine for your boat.

The maximum torque is already developed at low rpm allowing you to cruise more quietly with less fuel consumption. Its two balancing shafts as well as a special piston coating further reduce the sound level and vibrations emitted by the engine.

Powerful and compact

Used on heavy sailing boats, the N4.115 proves its robustness and its reliability. Its small dimensions allow it to be fitted into compartments normally designed for engines with a lot less cylinder capacity. This engine will be your best friend during fishing trips or your offshore navigations.

Protecting the environment

The N4.115 complies with the most stringent emission regulations in the world : EU-RCD, US-EPA, BSO

The fact that the most prestigious shipyards have put their trust into this engine speaks for its quality and reliability.

Technical specifications

Engine base	Kubota
Rated power (kW/hp)*	84.6 / 115
Rated rpm (rpm)*	2600
Displacement (cm ³ /in ³)	3769 / 230
Number of cylinders	4 in line
Bore and stroke (mm/in)	100 x 120 / 3.93 x 4.72
Compression ratio	21.8:1
Combustion system	Direct (E-CDIS)
Intake	Turbo compressor & intercooler
Cooling	Closed cooling with heat exchanger
El. equipment / Alternator	12V / 100A or 24V / 55A
Instrument panel	C4
Transmission	Mechanical or hydraulic transmission
Engine Max Install. Angle	7° (static)
Certifications	EPA level, BSO, EU-RCD
Dry weight with TM345A (kg/lb)	378 / 833.35
Connections diameter	
Exhaust (mm/in)	104 / 4.09
Fuel (mm/in)	8 / 0.31
Sea Water (mm/in)	32 / 1.26

* At engine flywheel, according to ISO 8665-1

Main characteristics

- Big displacement
- E-CDIS injection system
- Optimized cooling system
- Turbo compressor & Intercooler

Available transmissions

- ZF25 (hydraulic)
- ZF25A26 (hydraulic) 8° angle
- ZF45A (hydraulic) 8° angle
- ZF45-1 (hydraulic)
- TTMC5A (mechanical) 7° angle
- TTM40A (hydraulic) 8° angle
- TM345 (hydraulic)
- TM345A (hydraulic) 8° angle

Applications

- Sailing boat
- Displacement hulls
- Semi-planning hulls
- Planning hulls

N4.115 engine

84.6 kW (115 hp)

Standard equipment

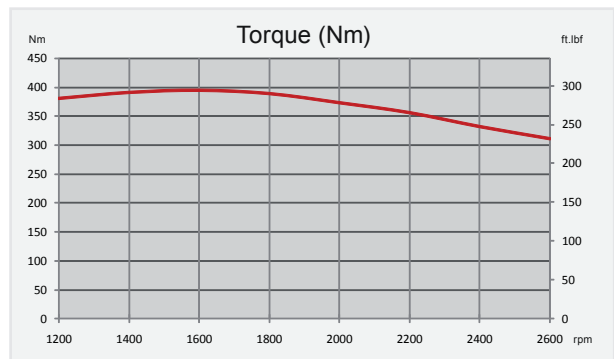
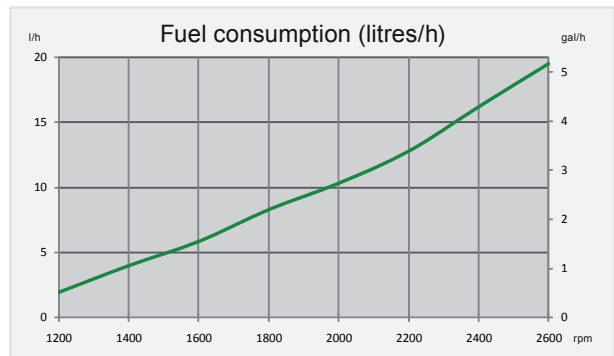
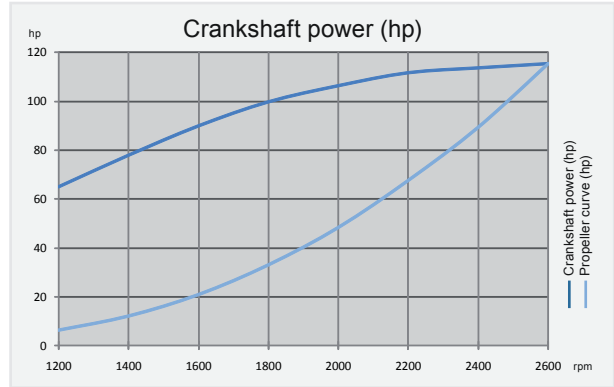
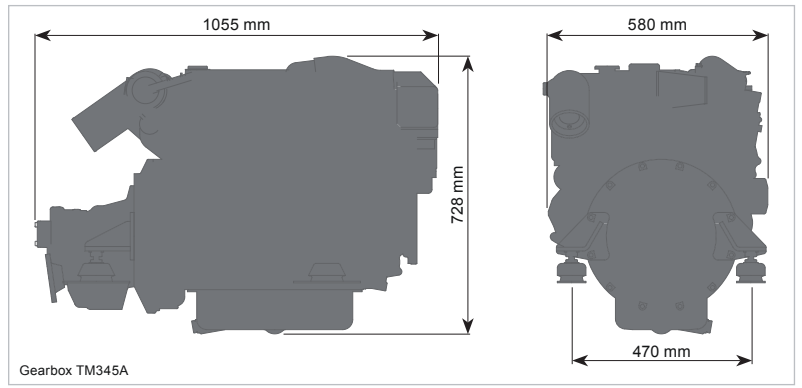

- Warranty certificate
- Fresh Water Cooled Exhaust Manifold
- Exhaust elbow
- Closed cooling with heat exchanger
- 4 meter electrical harness
- Fuel filter
- Oil filter
- Mechanical or hydraulic gearbox
- Owner's manual
- Sea water pump
- Coolant circulating pump
- In line injection pump
- Fuel feed pump
- Oil extraction pump
- Control cables mounting points
- Electrical stop
- Flexible engine mounts
- Electrical system 12V
- Thermostat

Optional equipment

- Additional alternators
- Trolling valve
- Two pole electrical system
- Electrical system 24V
- PTO Pulley
- Keel Cooling
- Remote control
- Sea water hoses
- Fuel hoses
- Sea water filter
- Flexible coupling
- Exhaust system

C4 panel

- Ignition key / Start button
- Tachometer and hour meter / Voltmeter
- Oil pressure indicator
- Coolant temperature indicator
- Battery charge warning light
- Engine oil pressure warning light
- Water in fuel filter warning light
- Coolant temperature warning light
- Preheating warning light



Nanni Industries S.A.S. France

11, Avenue Mariotte-Zone Industrielle

BP 107- 33260 La Teste France

Tel : + 33 (0)5 56 22 30 60

Fax : +33 (0)5 56 22 30 79

www.nannidiesel.com

Certified ISO by



Your dealer